

## SOFIA, BULGARIA, 27 March – 31 March, 2017



Our school was the host for the Erasmus + student exchange program, which happened in the end of March 2017 in Sofia, Bulgaria. The students learned a lot of new things with our new friends, and visited interesting places.

They worked in two groups with felting and glass. The activities were very unique and linked with Bulgarian culture.

In the glass workshop they learned about its properties, colors and the technical side of working with the material. By the end of the day they knew how to cut glass and we were finished with our projects. The teacher was very cooperative and gave up great advice.

We had guests do a special workshop that taught us how to make beads made from colored glass using burners. It was hard but very beautiful.

In the felting workshop the students learned about the two ways of working with felt- wet felting that uses several layers of wool and soap water, and needle felting- which can be done on dry wool by using a needle to attach two or more colors and create 3D images. They used silk and made stunning flowers, necklaces, brooches and bracelets.

In the free time the groups visited a lot of places like the “St. Alexander Nevsky” cathedral, the National Art Gallery, and many more parts of Sofia. On Friday we were visited the Rilla monastery and had very informative lectures about the art from the period and the nature park Rilla.

Our experience was very successful and informative. Special thanks to all the people that made it happen.

**The main goals of this week were:**

- Learn about the material glass.
- Learn about the tradition of felting.
- Learn how to cut glass and its properties (color, fusing, finish of the glass).
- Learn how to use wool for two types of felting- wet and dry needle.
- Get to know Bulgarian culture and see the city Sofia.
- to improve their communication skills in English.

**Monday, 27. March**

At 9:30 all students were in school and they had a big welcome from all the teachers that they were going to work with. They got separated into two groups and the first group started working with glass and the second one began with felting. In the glass workshop they were introduced to the safety instructions and began with learning to cut glass and all about the material. They had to sketch our projects for a beautiful glass plate using the technique fusing. After discussing the ideas they started to work on them. After lunch they had time to finish our projects and put them in the machine for fusing.

**First day**

**9:00 - Division of students in two groups. Drawing of lots will determine who will take on which activity.**

**The first group started working in the felting workshop:**

9.30 Safety briefing. Discussion of projects and preparation for work.

10:30 Short break.

10:40 Introduction to felt methods of raw wool.

13:30 to 14:30 Lunch Break.

14:30 Combing and layering the wool. Dry felting with unspun wool on various textile fabrics.

A brief discussion

16:00 Free program. Visits to galleries and museums with the participation of Bulgarian students.





### **The second group started working in the glass workshop:**

9:30 - Safety instructions and entry in the book for instruction; Comment the projects and preparation for work;

10:30 - Short break;

10:40 - Preparation of the glass (with glass cutting, shaping , cleaning). Working with stained glass, stringers, frit and other artistic effects.

13:30 to 14:30 Lunch Break.

14:30 - Loading the furnace. Programming and turning on the furnace.

16:00 Free program. Visits to galleries and museums with the participation of Bulgarian students.




### **Tuesday, 28 March**

The groups switched workshops. The students had a guest teacher that specializes in felting and learned all about it. They didn't have to think about projects and design something, because felting is a free technique and they just began with our work. They used silk and wet wool to incorporate the two materials together for

an interesting finish to our projects. They could make flowers or brooches, big or small. They used the method with dry wool and soap water after that they had to roll all of the pieces to dry them faster and after washing the out of the soap water they were ready to dry. Students could do as many as they wanted.

After the school program ended we showed our new friends around Sofia and the big church "St. Alexander Nevski".



## **Second day**

**The second group started working in the felting workshop:**

9:00 Preparation for work.

9:30 Combined felting - dry and wet felting.

10:30 Short break.

10:40 Combined felting (according to the projects submitted).


13:30 to 14:30 Lunch Break.

14:30 Further processing of the woolen products - cutting, sewing and bundling with other textile materials; incorporation of other materials (according to the projects submitted).

Discussion of results.

16:00 Free program. Visits to galleries and museums with the participation of Bulgarian students.





**The first group started working in the glass workshop:**

9:00 - Safety instructions and entry in the book for instruction;

9:40 - Short break;


9:40 - Working with (torch)burner.

13:30 to 14:30 Lunch Break.

14:30 - Working with burner. Brief discussion

16:00 Free program. Visits to galleries and museums with the participation of Bulgarian students.





### Wednesday, 29 March

In the morning there was a very interesting workshop in the silicate design. The students learned all about making beads from glass using burners. They were told the safety instructions and all about the process of making the colors of the glass, which were very interesting- red, blue, transparent, and even multicolored. They were shown how to work using the colored glass and how to fuse the colors together. The glass had to be at the same temperature or it was going to brake. Everybody tried the method in pairs and switching turns.

After the amazing workshop we went around the city and the National Art Gallery where we saw Bulgarian painting with colors.



### Third day

The first group finishes working in the felting workshop:

9:00 Preparation for work.

9:30 Combined felting - dry and wet felting.

10:30 Short break.



10:40 Combined felting (according to the projects submitted).

13:30 to 14:30 Lunch Break.

14:30 Further processing of the woolen products - cutting, sewing and bundling with other textile materials; incorporation of other materials (according to the projects submitted).

Discussion of results.

16:00 Free program. Visits to galleries and museums with the participation of Bulgarian students.



### **The second group working with (torch)burner:**

9:00 - Safety instructions and entry in the book for instruction;

9:40 - Short break;

9:40 - Working with (torch)burner.

13:30 to 14:30 Lunch Break.

14:30 - Working with burner. Brief discussion

16:00 Free program. Visits to galleries and museums with the participation of Bulgarian students.



### **Thursday, 30 March**

At the felting class the students had time to finish our projects from the day before and try the dry needle technique. They made balls for the center of our flowers and strings for bracelets and necklaces. With the dry

needle they could combine two strings together and make them inverted or not. They started combining all the work to make amazing jewelry, they had a lot of fun making them for teachers or friends.

After finishing the work they had free time to show around and go souvenir shopping.

## **Fourth day**

### **The first group working with (torch)burner:**

9:00 - Safety instructions and entry in the book for instruction;

9:40 - Short break;

9:40 - Working with (torch)burner.

13:30 to 14:30 Lunch Break.

14:30 - Working with burner. Brief discussion

16:00 Free program. Visits to galleries and museums with the participation of Bulgarian students.



### **The second group finishes working in the felting workshop:**

9:00 Preparation for work.

9:30 Combined felting - dry and wet felting.

10:30 Short break.

10:40 Combined felting (according to the projects submitted).

13:30 to 14:30 Lunch Break.



14:30 Further processing of the woolen products - cutting, sewing and bundling with other textile materials; incorporation of other materials (according to the projects submitted).

Discussion of results.


16:00 Free program. Visits to galleries and museums with the participation of Bulgarian students.



### **Friday, 31 March**

For their last day together we had an excursion to the Rilla monastery. They were shown around and had lectures about the history of the monastery and we had the chance to go in the Hreljo Tower with Chapel "Preobrazhenie Gospodne". It was very nice and they learned a lot about the park Rill and had a lovely last lunch together.

It was time for us to say goodbye we had an amazing time with all the teachers and students, we improved our English and made very good friends. It was an opportunity to compare our school systems and to learn from each other.







... and after mobility

